



cron

## 23. Clean up wires

Written By: Paul Cronje



## Step 1 — Parts Required



- Cable Clips with adhesive (4 Pcs)
- Cable Tie 2.5mm (11 Pcs)




## Step 2 — Tools Required



- Side Cutter






### Step 3 — Tie Cables Down




- Tie the cables down as shown in the pictures

### Step 4 — Tie Cables Down



- Tie cables down as shown in the pictures

## Step 5 — Tie Cables Down



- Tie cables down as shown in the pictures
- Use the Cable Clips with adhesive to mount the cables to the blue frame