


cron

## 26.Mounting Brackets


Written By: Paul Cronje



---


# INTRODUCTION

## Step 1 — Parts Required




- Mounting Brackets 4pcs
- M6x30 Cap screws 4pcs
- M6x16 Cap screws 4pcs
- M6 Standard nuts 4pcs

## Step 2 — Tools Required



- No.10 Spanner
- 5mm Allen Key

### Step 3 — Mounting Brackets



- Insert M6x16 Cap screw through adjustable slot on bracket
- Insert M6x30 Cap screw through adjustable slot on bracket
- Insert M6x16 Cap screw (**upside down**) with M6 standard nuts (2pcs) both sides of bracket
- **Note:** *Picture 1 illustrates lower elevation mounting as picture 2 shows how to mount on higher elevations.*